

D0 fuses

as per DIN VDE 0636-3 / IEC / EN 60269-3

gL fuse

400V AC, 50kA / 250V DC, 8kA



Size	Type	Pack size	Part no.	
2A	D01	10	01 685	03
4A		10	01 686	03
6A		10	01 687	03
10A		10	01 688	03
16A		10	01 689	03
20A	D02	10	01 690	03
25A		10	01 691	03
35A		10	01 692	03
50A		10	01 693	03
63A		10	01 694	03

Screw cap

400V AC, 250V DC



Size	Material	Pack size	Part no.	
D01 / E 14	porcelain	20	01 103	03
D01 / E 14	plastic	20	31 005	03
D02 / E 18	porcelain	20	01 104	03
D02 / E 18	plastic	20	31 006	03
D01 / E 18	plastic	20	31 104	03

Retaining cap D0



Size	Material	Pack size	Part no.	
D01 / E 14	industrial	36	31 909	03
D01 / E 14	utility	36	31 908	03
D02 / E 18	industrial	36	31 910	03
D02 / E 18	utility	36	31 904	03

Special key for D and D0 retaining cap




Size	Material	Pack size	Part no.	
D / D0	industrial	1	31 913	03

Gauge ring for E 14



Rated current	Size	Pack size	Part no.	
2A	D01	50	01 715	03
4A		50	01 716	03
6A		50	01 717	03
10A		50	01 718	03

Gauge ring for E 18




Size	Type	Pack size	Part no.	
2A	D01	50	01 724	03
4A		50	01 725	03
6A		50	01 726	03
10A		50	01 727	03
16A		50	01 728	03
20A	D02	50	01 719	03
25A		50	01 720	03
35A		50	01 721	03
50A		50	01 722	03

Special retaining spring



Size	Type	Pack size	Part no.	
2 – 16A	D01 / E 18	50	01 729	03


Gauge ring tool



Size	Pack size	Part no.	
D01, D02, D03	1	01 730	03


D fuses

as per DIN VDE 0636-3 / IEC / EN 60269-3




gL fuses
500V AC/DC, 50kA

Size	Type	Pack size	Part no.	
2A	E 27	5	01 670	04
4A		5	01 671	04
6A		5	01 672	04
10A		5	01 673	04
16A		5	01 674	04
20A		5	01 675	04
25A		5	01 676	04
35A	E 33	5	01 677	04
50A		5	01 678	04
63A		5	01 679	04




Screw-in gauge ring

Rated current	Size	Pack size	Part no.	
2A	E 27 / E 33	25	01 741	04
4A		25	01 701	04
6A		25	01 702	04
10A		25	01 703	04
16A		25	01 704	04
20A		25	01 705	04
25A		25	01 706	04
35A	E 33	25	01 707	04
50A		25	01 708	04
63A		25	01 709	04




Screw cap
500V AC/DC

Size	Material	Pack size	Part no.	
E 27	porcelain	20	01 098	04
	plastic	20	31 098	04
E 33	porcelain	20	01 100	04
	plastic	20	31 100	04




Screw-in gauge ring tool

Size	Pack size	Part no.	
E 27 / E 33	1	01 998	04




Retaining cap D

Size	Type	Pack size	Part no.	
E 27	industrial	20	31 911	04
E 27	utility	20	31 905	04
E 33	industrial	10	31 912	04
E 33	utility	10	31 906	04




Screw-in gauge ring

Rated current	Size	Pack size	Part no.	
2A	E 27	50	01 541	04
4A		50	01 542	04
6A		50	01 543	04
10A		50	01 544	04
16A		50	01 545	04
20A		50	01 546	04
25A		50	01 547	04
35A	E 33	50	01 548	04
50A		50	01 549	04
63A		50	01 550	04



Special key
for D and D0 retaining cap

Size	Type	Pack size	Part no.	
D / D0	industrial	1	31 913	03



Gauge ring tool

Size	Pack size	Part no.	
E 27 / E 33	1	01 059	04

NH fuses

as per DIN VDE 0636-2 / IEC / EN 60269-2

gG/gL fuses 500V AC, 120kA / 440V DC, 25kA



Rated current	Size	Pack size	Part no.	
2A *	000 (00) (gG)	3	03 521	10
4A *		3	03 522	10
6A		3	03 523	10
10A		3	03 524	10
16A		3	03 525	10
20A		3	03 526	10
25A		3	03 527	10
35A		3	03 528	10
50A		3	03 529	10
63A		3	03 530	10
80A *		3	03 531	10
100A *		3	03 532	10
125A **		3	03 243	10
125A *		00 (gG)	3	03 533
160A *	3		03 534	10

* 250V DC, 42kA

** 400V AC, no DC values



Knife link

160A	00	3	03 161	10
250A	1	3	03 162	10
400A	2	3	03 163	10
630A	3	3	03 164	10
1600A	4a	3	03 185	10

gG/gL fuses 500VAC, 120kA / 440VDC, 25kA



Rated current	Size	Pack size	Part no.	
16A *	1 (gG)	3	03 549	10
20A *		3	03 550	10
25A		3	03 551	10
35A		3	03 552	10
50A		3	03 553	10
63A		3	03 554	10
80A		3	03 555	10
100A		3	03 556	10
125A		3	03 557	10
160A		3	03 558	10
200A		3	03 559	10
224A		3	03 560	10
250A		3	03 561	10
35A *		2 (gG)	3	03 562
50A	3		03 563	10
63A	3		03 564	10
80A	3		03 565	10
100A	3		03 566	10
125A	3		03 567	10
160A	3		03 568	10
200A	3		03 569	10
224A	3		03 570	10
250A	3		03 571	10
300A	3		03 572	10
315A	3		03 573	10
355A *	3		03 574	10
400A *	3		03 575	10
315A *	3 (gG)	3	03 577	10
400A *		3	03 579	10
500A *		3	03 581	10
630A *	3	03 582	10	
800A	4a (gG)	1	03 181	10
1000A		1	03 182	10
1250A		1	03 183	10
1600A		1	03 184	10

* 250V DC, 42kA

NH fuses

as per DIN VDE 0636-2 / IEC / EN 60269-2

gG/gL fuses 690V AC, 120kA / 250 V DC, 42kA



Rated current	Size	Pack size	Part no.	
6A *	000 (gG)	3	03 908	10
10A *		3	03 909	10
16A *		3	03 910	10
20A *		3	03 911	10
25A *		3	03 912	10
32A *		3	03 913	10
35A *	00 (gG)	3	03 914	10
40A *		3	03 915	10
50A *		3	03 916	10
63A *		3	03 917	10
80A *		3	03 918	10
100A *		3	03 919	10
25A	1 (gG)	3	03 920	10
35A		3	03 922	10
63A		3	03 925	10
100A		3	03 927	10
125A		3	03 928	10
160A		3	03 929	10
200A		3	03 930	10
250A **		3	03 924	10
100A	2 (gG)	3	03 938	10
200A		3	03 941	10
250A		3	03 942	10
315A	3 (gG)	3	03 943	10
315A		3	03 945	10
355A		3	03 949	10
400A		3	03 946	10
500A *		3	03 947	10

* 690V AC, 100kA

** 690V AC, 50kA



NH universal slip-on handle

Size	Pack size	Part no.		
000 to 3	open	1	03 502	10

Wahner_Accessories_D0-D-NH_Fuses_en_1211.pdf

KLINKMANN

www.klinkmann.com

Helsinki
tel. +358 9 540 4940
automation@klinkmann.fi

Yekaterinburg
tel. +7 343 376 5393
yekaterinburg@klinkmann.spb.ru

Vilnius
tel. +370 5 215 1646
post@klinkmann.lt

St. Petersburg
tel. +7 812 327 3752
klinkmann@klinkmann.spb.ru

Samara
tel. +7 846 273 95 85
samara@klinkmann.spb.ru

Tallinn
tel. +372 668 4500
klinkmann.est@klinkmann.ee

Moscow
tel. +7 495 641 1616
moscow@klinkmann.spb.ru

Kiev
tel. +38 044 495 33 40
klinkmann@klinkmann.kiev.ua

Riga
tel. +371 6738 1617
klinkmann@klinkmann.lv

Minsk
tel. +375 17 200 0876
minsk@klinkmann.com